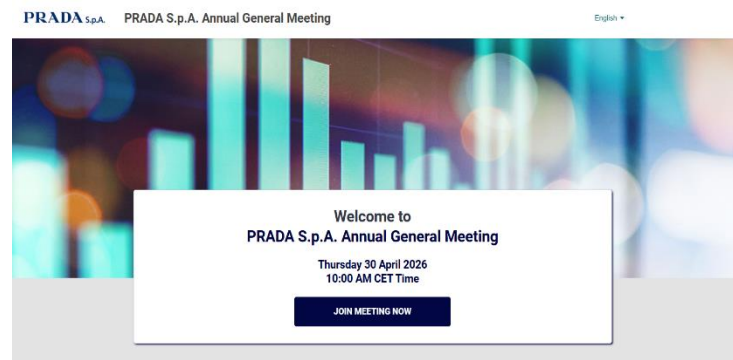


1. Visit website



**Meeting Begins:
Thursday, April 30, 2026
4:00 PM Hong Kong Time**

Go to the meeting URL

<https://meetings.computershare.com/PradaAGM2026>

Click on **“Join Meeting Now”**.

Please select the display language (English or Chinese) on the top right corner of the Meeting Online Platform.

2. Login (Registered Shareholder)

If you are a registered shareholder, please select **“Shareholder”**.

Enter your **Shareholder Number** and **PIN**. Then, click on **“Sign In”**.

- **Shareholder Number:**
Please enter the 10-digit shareholder reference number starting with “C” printed under the barcode on the top right corner of the Company’s notification letter dated 1 April 2026 sent by Computershare.
- **PIN:**
Please enter the PIN as indicated in the notification letter sent to you.

3. Login (Proxy / Non-Registered Shareholder / Guest)

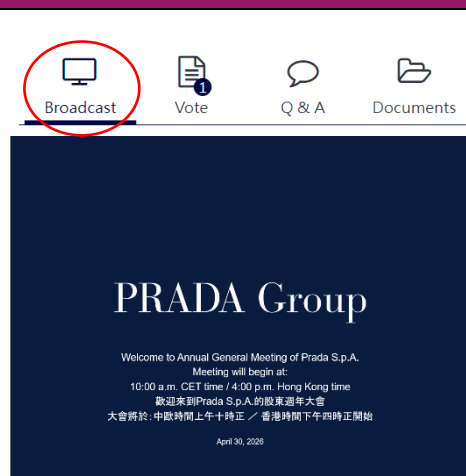
If you are a proxy/non-registered shareholder/guest, you should have received an invitation email from Computershare with a meeting URL and an invite code.

To join the meeting, please click on the meeting URL and it will automatically direct you to the meeting page. Your invite code would be automatically loaded.

OR

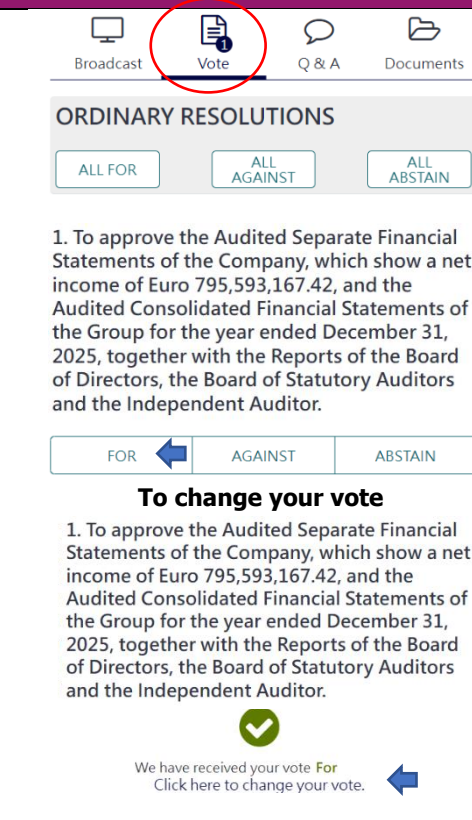
Select **“Invitation”** and enter the invite code you received in the email. Then, click on **“Sign In”**.

4. Broadcast



To view the live webcast of the meeting proceedings, click on **"Broadcast"**.

5. Vote



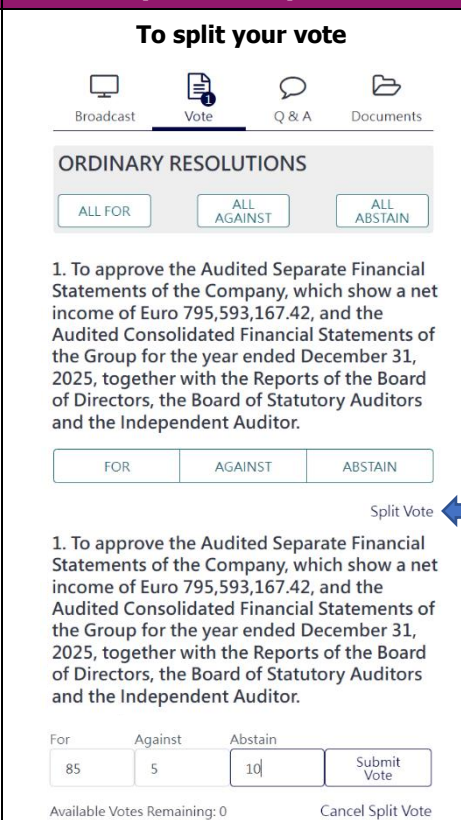
If you would like to vote, click on **"Vote"**.

When the poll is open, a list of all the resolutions and voting choices will be displayed. Scroll through the list to view the resolutions.

To vote on a resolution, click on one of the voting options (**"For"** or **"Against"** or **"Abstain"**).

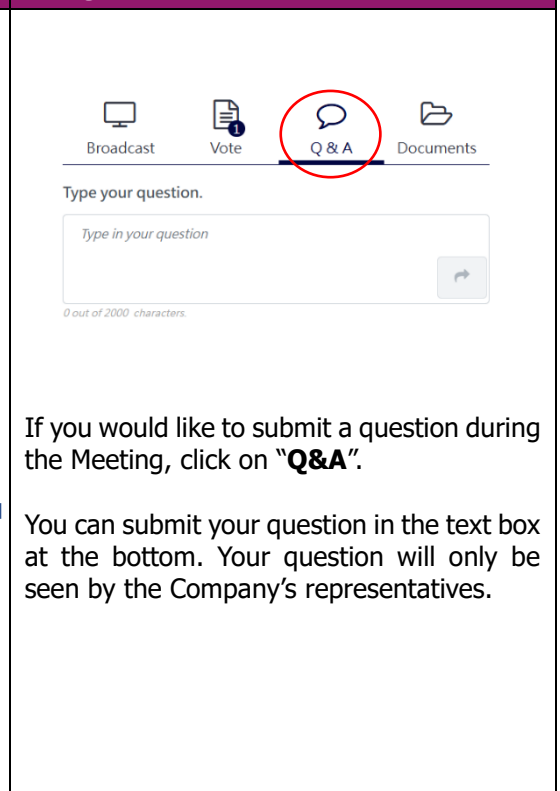
To change your vote, select **"Click here to change your vote"**. The final option you select before the voting procedure formally closes shall be your final vote for the resolution.

5. Vote (Continued)



If you wish to partially vote **"For"** and/or **"Against"** and/or **"Abstain"** the resolutions, please click the **"Split Vote"** button under each resolution. Insert the relevant number of votes which you wish to vote **"For"**, **"Against"** or **"Abstain"**, then click **"Submit Vote"**.

6. Q & A



7. Meeting Document(s)

