

1. Visit website



**Meeting Begins:
Wednesday, April 30, 2025
4:00 PM Hong Kong Time**

Go to the meeting URL

<https://meetings.computershare.com/PradaAGM2025>

Click on **"Join Meeting Now"**.

Please select the display language (English or Chinese) on the top right corner of the Meeting Online Platform.

2. Login (Registered Shareholder)

If you are a shareholder and hold your shares directly with the Issuer.

SHAREHOLDER number

Last Name / PIN (if applicable)

SIGN IN

Trouble logging in?
If you are having trouble connecting to your meeting please contact us via the following number(s):
Local (852) 2862 8689
International (852) 2862 8689

If you are a registered shareholder, please select **"Shareholder"**.

Enter your **Shareholder Number** and **PIN**. Then, click on **"Sign In"**.

- **Shareholder Number:**
Please enter the 10-digit shareholder reference number starting with "C" printed under the barcode on the top right corner of the Company's notification letter dated 2 April 2025 sent by Computershare.
- **PIN:**
Please enter the PIN as indicated in the notification letter sent to you.

3. Login (Proxy / Non-Registered Shareholder / Guest)

If you have received an email invitation for this meeting, please enter your invite code below.

Invite Code

Enter your invite code. e.g. G-ABCDEFG or ABCD

SIGN IN

Trouble logging in?
If you are having trouble connecting to your meeting please contact us via the following number(s):
Local (852) 2862 8689
International (852) 2862 8689

If you are a proxy/non-registered shareholder/guest, you should have received an invitation email from Computershare with a meeting URL and an invite code.

To join the meeting, please click on the meeting URL and it will automatically direct you to the meeting page. Your invite code would be automatically loaded.

OR

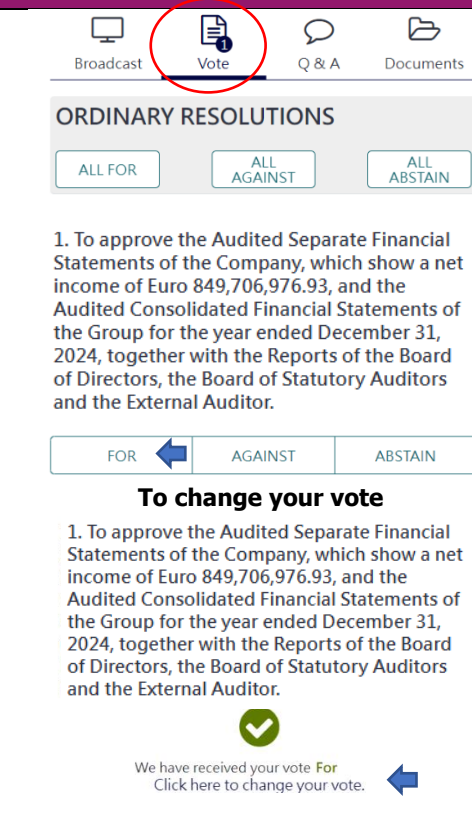
Select **"Invitation"** and enter the invite code you received in the email. Then, click on **"Sign In"**.

4. Broadcast



To view the live webcast of the meeting proceedings, click on **"Broadcast"**.

5. Vote



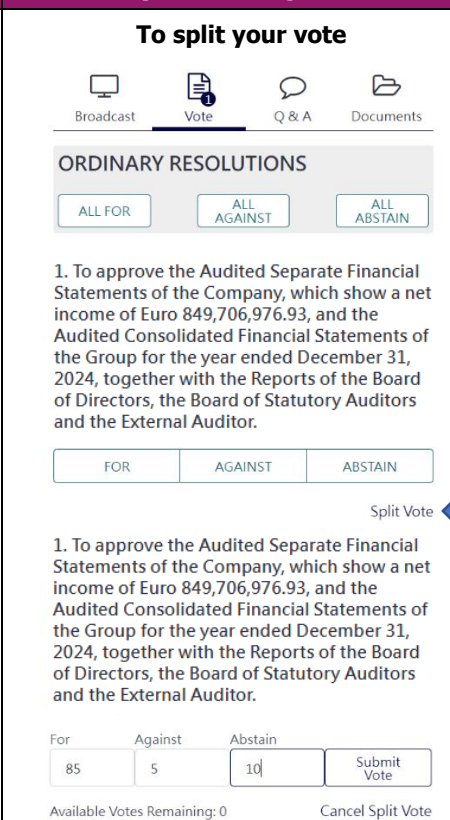
If you would like to vote, click on **"Vote"**.

When the poll is open, a list of all the resolutions and voting choices will be displayed. Scroll through the list to view the resolutions.

To vote on a resolution, click on one of the voting options (**"For"** or **"Against"** or **"Abstain"**).

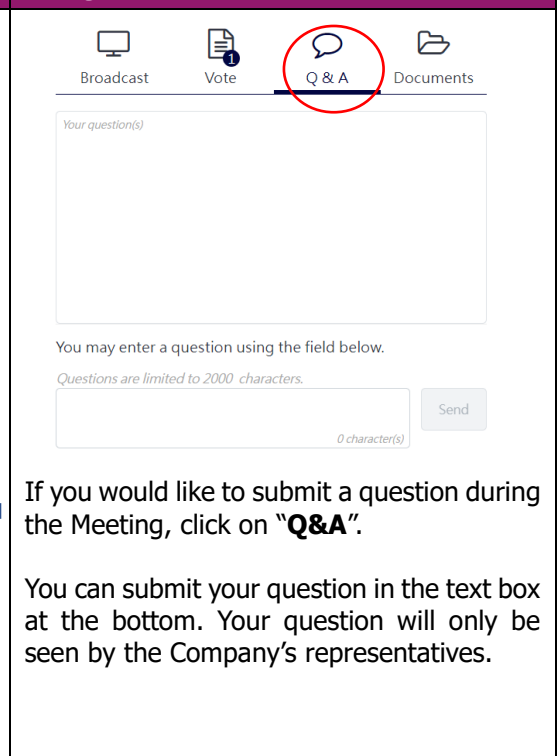
To change your vote, select **"Click here to change your vote"**. The final option you select before the voting procedure formally closes shall be your final vote for the resolution.

5. Vote (Continued)



If you wish to partially vote **"For"** and/or **"Against"** and/or **"Abstain"** the resolutions, please click the **"Split Vote"** button under each resolution. Insert the relevant number of votes which you wish to vote **"For"**, **"Against"** or **"Abstain"**, then click **"Submit Vote"**.

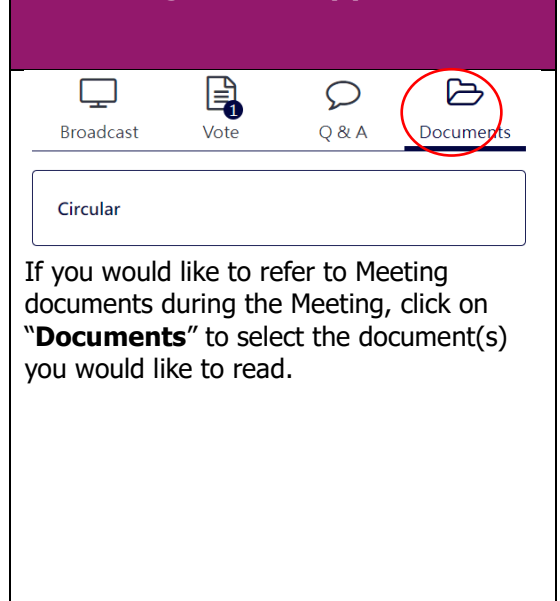
6. Q & A



If you would like to submit a question during the Meeting, click on **"Q&A"**.

You can submit your question in the text box at the bottom. Your question will only be seen by the Company's representatives.

7. Meeting Document(s)



If you would like to refer to Meeting documents during the Meeting, click on **"Documents"** to select the document(s) you would like to read.